

**Instructions to request an account**

**Alliance Safety Council website**

Step 1: Go to <https://www.alliancesafetycouncil.org/>



[About Us](#) | [Training](#) | [Technology](#) | [Programs](#) | [Services](#) | [Membership](#) | [Help](#) [Create Account](#) [Log In](#) [Q](#)



## We meet you where you are.

Just-in-time, web-based training options are more important than ever before. Discover all that our Safety Awareness Fundamentals (SAF) suite of courses has to offer.

# Step 2: A username and password is required to register for the course.



## We meet you where you are.

Just-in-time, web-based training options are more important than ever before. Discover all that our Safety Awareness Fundamentals (SAF) suite of courses has to offer.








## Reason for creating account

Create an account for online access to training and registration.  
Membership is not required to create an account.

What do you need to access?

Check all that apply.

- Online training 
- Training center registration 
- Site-specific training 
- Background screening 
- Company records and reports 

# Complete the request for an account

- Once account is sent, the contractor will receive an email telling them when they have been set up.
- Admin should call into customer service and request a training level only username to be set up for them once the admin account has been created.
- They can have the options to set up a curriculum so they will only see your course.
- They can set up to enter a credit card or choose to save a credit card.
- Any questions customer service is available from 877-345-1253 6:30 to 7:00pm Monday through Friday and from 7:00 to 11:00 on Saturdays.