

Authored By: John Long	Blanchard Refining Company LLC Galveston Bay Refinery	Doc No.: RSW-000017-GB Rev No: 0
Doc Custodian: Environmental Supervisor		Waste Group Visual Standards
Approved By: Eric Kaysen		
Date Approved: 7/26/2021	Next Review Date: 8/31/2026	Effective Date: 8/20/2021

TABLE OF CONTENTS

1.0 Purpose 2

2.0 Application..... 2

3.0 Definitions 2

4.0 References..... 2

5.0 Attachments 2

6.0 Revision History 2

GBR - Satellite Accumulation Areas (SAA)..... 3

GBR Bay Plant Lab - Spent COD Vials 4

GBR Bay Plant WWTP - Spent Ammonia and COD Vials..... 5

GBR - Aerosol Can Puncturing Drum 6

GBR Bay Plant - Maintenance Solvent Rags..... 7

GBR - WWTP API Sludge Accumulation and Screen Trash 8

Paint Related Material Accumulation 9

Blanchard Refining Company LLC	Galveston Bay Refinery	
Title: Waste Group Visual Standards	Doc Number: RSW-000017-GB	Rev No: 0

1.0 Purpose

The purpose of this document is to create a visual standard sign to be placed in waste handling areas to ensure compliance with various requirements.

2.0 Application

For locations throughout Blanchard Refining Company, LLC Galveston Bay Refinery (GBR) where waste is handled or being stored. All Satellite Accumulation Areas (SAA) drums should be placed on a pallet. Exceptions to this procedure where space is limited, a pallet does not have to be used. Also, some of these requirements are specific to certain locations in the Galveston Bay Refinery and are noted as such.

If you need any assistance with these items or the drum is full, contact the GBR waste group on the plant radio at Zone 9 Waste or the GBR waste phone at 409-771-2256.

3.0 Definitions

None

4.0 References

None

5.0 Attachments

- 5.1 GBR - Satellite Accumulation Areas (SAA)
- 5.2 GBR Bay Plant Lab – Spent COD Vials
- 5.3 GBR Bay Plant WWTP – Spent Ammonia and COD Vials
- 5.4 GBR – Aerosol Can Puncturing Drum (Paints and Solvents Only)
- 5.5 GBR Bay Plant - Maintenance Solvent Rags
- 5.6 GBR - WWTP API Sludge Accumulation and Screen Trash
- 5.7 Paint Related Material Accumulation

6.0 Revision History

Revision Number	Description of Change	Written by	Approved by	Revision Date	Effective Date
0	Original Issue. New integrated site procedure replaces REW-N141-WAST-TC, REW-N143-WAST-TC, REW-N144-WAST-TC, REW-N146-WAST-TC, REW-N147-WAST-TC, REW-N151-WAST-TC, REW-N157-WAST-TC and REW-N158-WAST-TC under MOC 93391.	J. E. Long	E. R. Kaysen	7/26/2021	8/20/2021

GBR - Satellite Accumulation Areas (SAA)

SAA sign in place

Lid should be closed and secured when not in use

Drum is properly labeled

All SAA drums should be on a single pallet, if space allows.

HAZARDOUS WASTE
 BLANCHARD REFINING CO. LLC
 GALVESTON BAY REFINERY
 Call 409-771-2256 when full.

Waste: Aerosol Cans
 Unit: _____
 Date: _____ WO#: _____

HAZARDOUS WASTE
 FEDERAL LAW PROHIBITS IMPROPER DISPOSAL.
 IF FOUND, CONTACT THE NEAREST POLICE OR PUBLIC SAFETY AUTHORITY OR THE U.S. ENVIRONMENTAL PROTECTION AGENCY.
 GENERATOR INFORMATION:
 NAME _____
 ADDRESS _____ PHONE _____
 CITY _____ STATE _____ ZIP _____
 MANIFEST TRACKING NO. _____ ACCUMULATION START DATE _____
 EPA ID NO. _____ EPA WASTE NO. _____
Aerosol Cans
 D.O.T. PROPER SHIPPING NAME AND UN OR NA NO. WITH PREFIX
HANDLE WITH CARE!

FLAMMABLE GAS
 2

If you need any assistance with these items or the drum is full, contact the waste group on Plant Radio Zone 9 Waste or 409-771-2256.

GBR Bay Plant Lab - Spent COD Vials


Top of drum is closed and secured when not filling

Drum is properly labeled

Drum is in good condition

No waste on the outside of the drum

Place drum on pallet if space allows




HAZARDOUS WASTE	
FEDERAL LAW PROHIBITS IMPROPER DISPOSAL. IF FOUND, CONTACT THE NEAREST POLICE OR PUBLIC SAFETY AUTHORITY OR THE U.S. ENVIRONMENTAL PROTECTION AGENCY.	
GENERATOR INFORMATION:	
NAME	MARATHON PETROLEUM COMPANY LLC
ADDRESS	502 10th AVENUE SOUTH
PHONE	409-945-2331
CITY	TEXAS CITY
STATE	TX
ZIP	77590
MANIFEST TRACKING NO.	ACCUMULATION START DATE
EPA ID NO.	TXD008079501
EPA WASTE NO.	
Spent COD vials	
D.O.T. PROPER SHIPPING NAME AND UN OR NA NO. WITH PREFIX	
HANDLE WITH CARE!	
STYLE: MSP	
LABELMASTER® (800) 621-5808 www.labelmaster.com	

Waste description is filled out

If you need any assistance with these items or the drum is full, contact the waste group on Plant Radio Zone 9 Waste or 409-771-2256.

GBR Bay Plant WWTP - Spent Ammonia and COD Vials



HAZARDOUS WASTE

FEDERAL LAW PROHIBITS IMPROPER DISPOSAL.
IF FOUND, CONTACT THE NEAREST POLICE OR PUBLIC SAFETY AUTHORITY OR THE U.S. ENVIRONMENTAL PROTECTION AGENCY.

GENERATOR INFORMATION:

NAME _____ PHONE _____
ADDRESS _____ CITY _____ STATE _____ ZIP _____
MANIFEST TRACKING NO. _____ ACCUMULATION START DATE _____
EPA ID NO. _____ EPA WASTE NO. _____

Spent COD Vials

D.O.T. PROPER SHIPPING NAME AND UN OR NA NO. WITH PREFIX _____
HANDLE WITH CARE!

7776 10/08
LABELMASTER® (800) 621-0208 www.labelmaster.com

Add Waste description to label

NON-HAZARDOUS WASTE

GENERATOR INFORMATION: (optional)
SHIPPER _____
ADDRESS _____
CITY, STATE, ZIP _____
CONTACTS _____

Spent Ammonia Vials

SOLID WASTE EXCLUDED FROM REGULATION UNDER 40CFR 261.4 (b)

NON-HAZARDOUS WASTE

©WMS REV.11-1-92 Printed by Labelmaster, An American Labelmark Co., Chicago, IL 60648 (800) 621-0308

If you need any assistance with these items or the drum is full, contact the waste group on Plant Radio Zone 9 Waste or 409-771-2256.

GBR - Aerosol Can Puncturing Drum (Paints and Solvents only)

Vent scrubber is in place and working properly

Drum is closed and secure when not filling

Drum is labeled properly

Drum is in good condition

No waste on the outside of drum



Puncturing device cap locked in place when not in use

Grounding wire is properly attached to grounding point

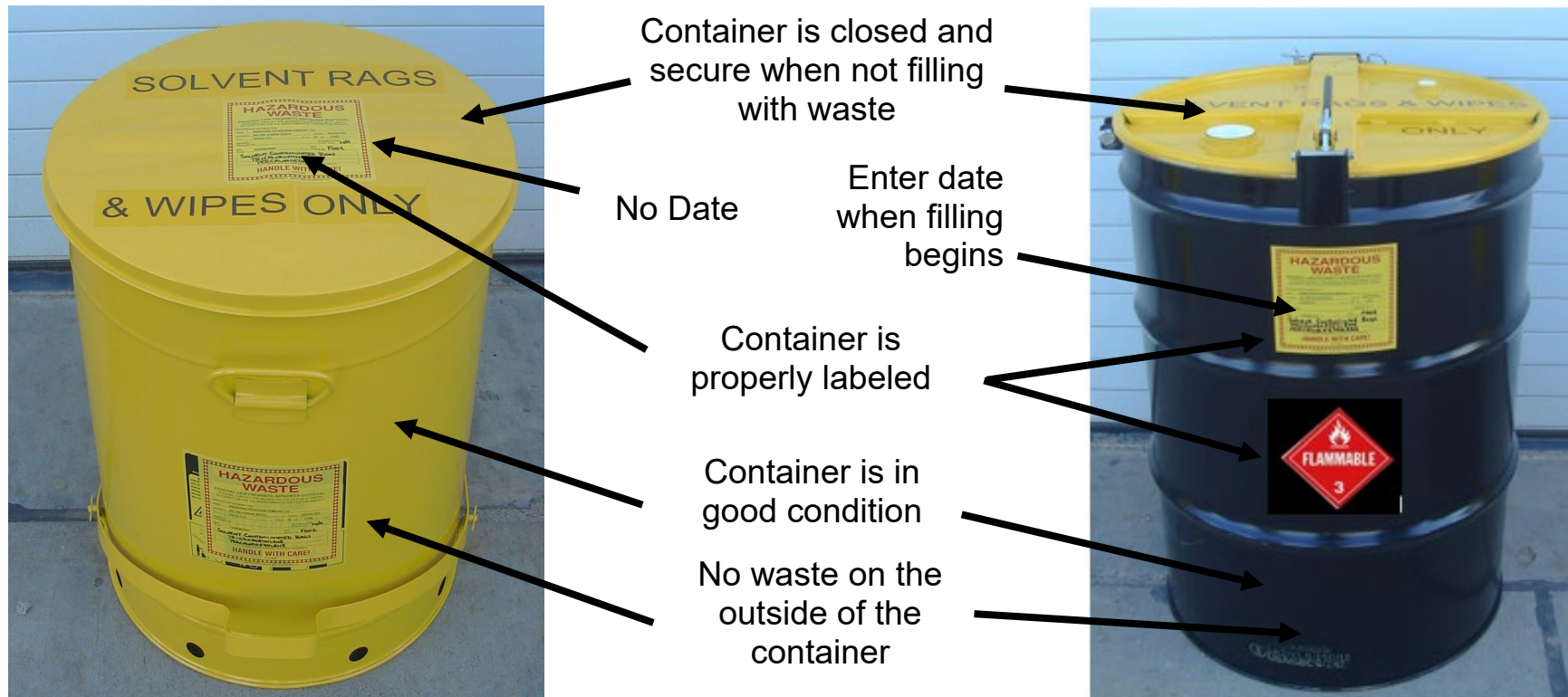
Place drum on pallet if space allows

Waste description is filled out

If you need any assistance with these items or the drum is full, contact the waste group on Plant Radio Zone 9 Waste or 409-771-2256.

GBR Bay Plant - Maintenance Solvent Rags


Rags and wipes contaminated with degreaser cannot be thrown in the trash and must be placed in the yellow safety cans. Place used rags and wipes into the YELLOW safety can at your workstation. The yellow safety cans must be emptied into the 55-gallon drum when they are full.



Place drum on pallet if space allows

If you need any assistance with these items or the drum is full, contact the waste group on Plant Radio Zone 9 Waste or 409-771-2256.

GBR - WWTP API Sludge Accumulation and Screen Trash



Waste description is filled out

Place drum on pallet if space allows

If you need any assistance with these items or the drum is full, contact the waste group on Plant Radio Zone 9 Waste or 409-771-2256.

Paint Related Material Accumulation



If you need any assistance with these items or the drum is full, contact the waste group on Plant Radio Zone 9 Waste or 409-771-2256.